



# COMMUNITY DEVELOPMENT BLOCK GRANT 2024-2028 CONSOLIDATED PLAN

**November 2023**

**wallawalla.gov**

A WONDERFUL  
PLACE TO

**LIVE  
WORK  
PLAY**

# WHY A CONSOLIDATED PLAN?

---

- **Required to guide funding priorities**
- **Identify priority needs and plan to address those needs**
- **Annual update to outline specific projects and encourage public participation**



# **PUBLIC PARTICIPATION (PP)**

---

- **Feedback from 28 public and private organizations**
- **Gathered community feedback – 6 surveys**
- **2 Public Hearings**
- **Block Party Outreach**
- **CDBG Advisory Group**

**Over 200 responses from residents reflected  
ConPlan**

Que limpien las calles cuando cae la nieve y el hielo.

Que quiten las cajas de linea del telo donde ya no se necesitan.

¿Como queremos que sea nuestra comunidad en 20 años Para nuestros hijos/sobrinos/nietos cuando son mayores?

Mas seguridad, que ya no haya tantas drogas, que las calles esten mas limpias y Abumbradas, que los carros que no sirven al dompe, que donde puedan poner camiones. Que corten los callejones esten empañados.



Tell us how to spend your taxes for our community!

¡Díganos cómo gastar sus impuestos para nuestra comunidad!

English Survey QR code

Código QR en español

Housing Homelessness Public Services Public Infrastructure

Alojamiento falta de vivienda Servicios públicos Infraestructura Pública

Only 6 minutes

6 minutos no mas

Where Should CDBG funding go?

**Housing Needs**

- Owner occupied rehab
- Utilize neglected or abandoned properties
- Renter occupied rehab
- Acquisition & property for permanent housing
- Downpayment assistance

**Public Facilities**

- Child care
- Youth Center
- Homeless Shelter
- Domestic Violence Shelter
- Day Shelter for Homeless

**Public Services**

- Mental health Services
- Childcare

**Homeless Prevention Resources**

- Apartment Deposit
- Childcare
- Rent-partial payment/deposit



Funding go. \$400,000 annually

**Housing Needs**

- Owner Occupied Rehab
- Utilize Neglected/Abandoned Properties
- Renter Occupied Rehab
- Acquisition of Property
- Downpayment Assistance

**Public Facilities**

- Childcare
- Youth Center
- Homeless Shelter
- Domestic Violence Shelter
- Day Shelter for Homeless

**Public Services**

- Mental Health Services
- Childcare
- Services for abused/neglected children
- Homeless Program
- LAH Services

**Homeless Prevention**

- Apartment Deposit
- Childcare
- Rent-Partial
- Utility payment/Deposit
- Food

Where Should CDBG funding go? ~\$400,000 annually

**Housing Needs**

- Owner Occupied Rehab
- Utilize Neglected/abandoned properties
- Renter Occupied Rehab
- Acquisition of Property
- Downpayment Assistance

**Public Facilities**

- Childcare
- Youth Center
- Homeless Shelter
- Domestic Violence Shelter
- Day Shelter for Homeless

**Public Services**

- Mental health Services
- Childcare
- Services for abused/neglected children
- Homeless Program

**Homeless Prevention Resources**

- Apartment deposit
- Childcare
- Rent-Partial
- Utility payment/deposit
- Food



Eastgate 7/13/2023

¿Cómo/Qué queremos/necesitamos nosotros mismos hoy día, Los padres, abuelos, vecinos, Vecindario?

- Desarrollar un programa para construir un programa de vivienda que la gente pueda comprar. Especialmente las familias jóvenes ya que las casas actualmente estan caras.

- Reconstruir las banquetas y calles que necesitan. Ya que es un peligro caminar

que se promueva más participación de la comunidad hispanica

que se promueva más iluminación de las calles.

Delic 4/18

Para que haya un programa de vivienda que la gente pueda comprar. Especialmente las familias jóvenes ya que las casas actualmente estan caras.

¿Cómo queremos que sea nuestra comunidad en 20 años para nosotros mismos, cuando estamos mayor de edad?

in pain





# SCORING METHODOLOGY

---

*Goal: to determine how the City of Walla Walla community members prioritize different CDBG activity funding possibilities, generating quantitative results*

- **Initial survey** was sent out to community agencies, organizations, the Nonprofit Confluence, and shared in a City Newsletter to the CDBG List.
  - Prioritize activities as high, medium, low, or not a priority.
  - Weighted score of each priority (high 3, medium 2, low 1, and not a priority 0).
- **Top five** from were included in a consolidated community survey, through a QR code, at block parties, and in City Hall.
- **Block party** (3/4) participants were given 4 stickers and asked to vote on the top five taken from the consolidated community survey.
- Final score multiplied initial survey results by 2 and added remaining scores
- **Top five of each category shared in the following slides**

- **Mental health services (381)**
- **Services for abused/neglected children (348)**
- **Childcare (327)**
- **Youth services (323)**
- **Substance abuse services (302)**

- **Utilize neglected or abandoned properties (199)**
- **Acquisition of property for permanent housing (143)**
- **Home-owner occupied Rehab (139)**
- **Renter occupied Rehab (123)**
- **Downpayment assistance (125)**



# HOMELESSNESS SERVICES

---

- **Childcare (306)**
- **Food (330)**
- **Apartment deposit (273)**
- **Rent-partial (242)**
- **Utility deposit (236)**





# **SURVEY TO HOMELESS OR IN DANGER OF**

---

## **Housing Needs**

- **70% - Permanent housing**
- **37% - Help paying rent**
- **34% - A safe place to live**

## **Other Needs**

- **63% - Help getting food**
- **23% - A job**
- **17% - Help with Transportation**

**Survey sent to Christian Aid Center, WWCC Food Bank, BMAC Foodbank, YWCA, and Homeless Alliance (113 responses)**  
**67% homeless, 13% homeless w/ family, 14% in danger of becoming homeless**

- **Childcare Center (292)**
- **Youth Center (274)**
- **Domestic Violence Shelter (267)**
- **Homeless Shelter (253)**
- **Group home for developmentally disabled (227)**

# INFRASTRUCTURE

---

- **Streets (336)**
- **Sewer line (328)**
- **Waterlines (324)**
- **Sidewalks (319)**
- **Playground (275)**

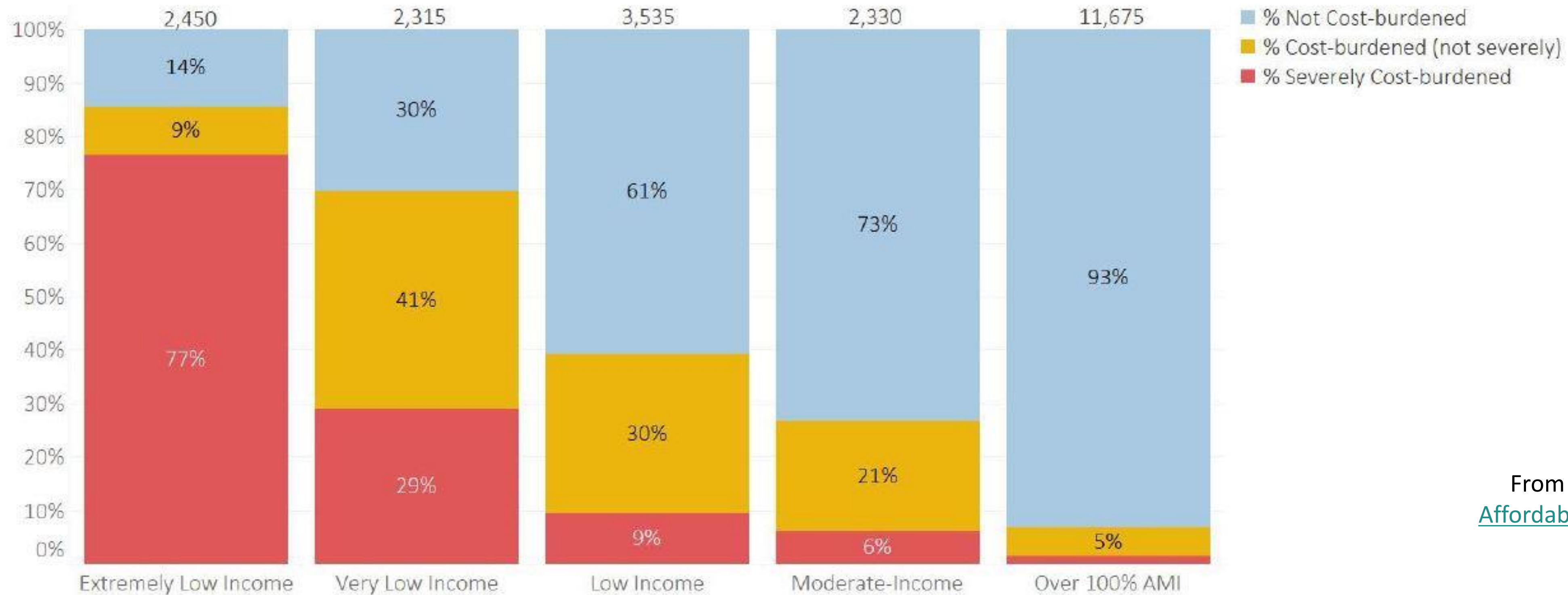
\*Not included at block parties



# NEEDS ASSESSMENT

Percentage of Households that are Severely Cost-burdened, Cost-burdened, and Not Cost-burdened by Income Level, Walla Walla County

Source: Comprehensive Housing Affordability Strategy (CHAS) 2014-2018, Department of Housing and Urban Development



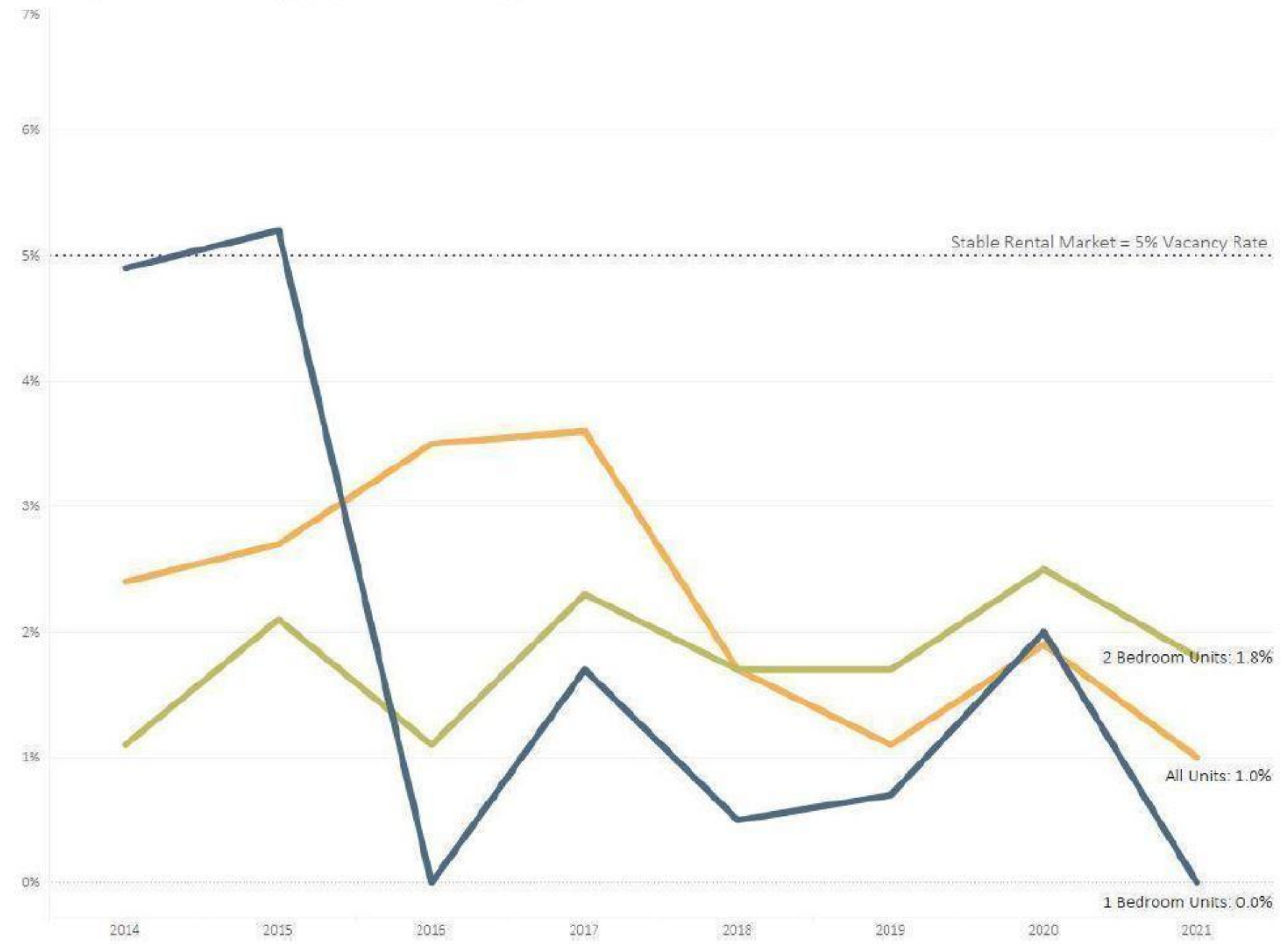
From Community Council's [Affordable Housing Study Report](#)

2022 Data show that the cost of housing has **gone up 42% since 2017**



# Rental Market

Rental Vacancy Rate, Walla Walla County  
Source: Apartment Market Survey, Spring 2014-2021. Washington Center for Real Estate Research



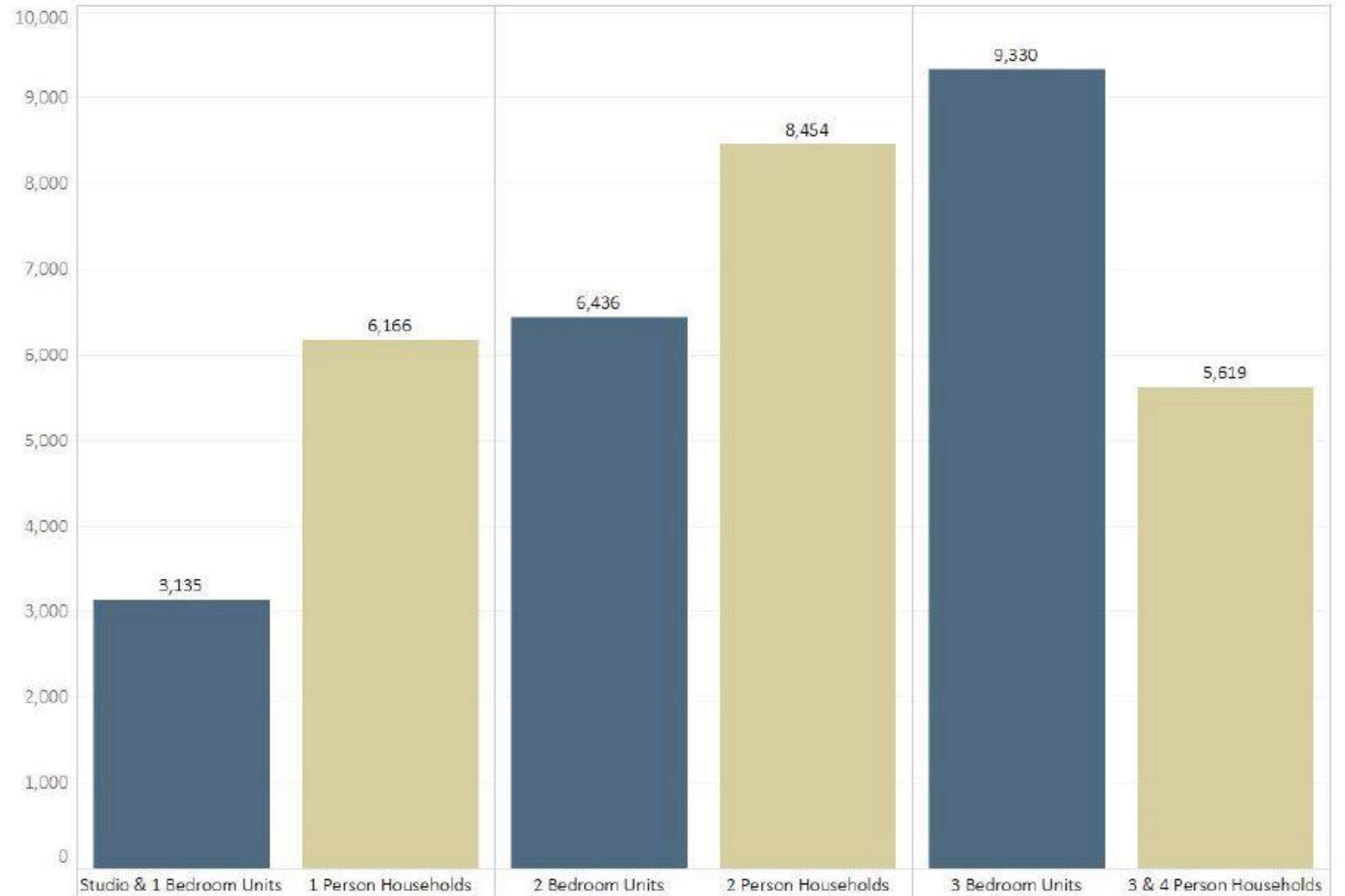
Housing cost burden  
(30% of income spent  
on housing)  
**18% of homeowners**  
**39% of renters.**

Severe housing cost  
burden (50% of income  
spent on housing)  
**9% of homeowners**  
**21% of renters**

# Housing Mismatch



House Size and Household Size, Walla Walla County, 2020  
Source: ACS Tables B25041 and B11016 5-Year Estimates, 2020.



From Community Council's  
[Affordable Housing Study Report](#)

# CONPLAN PRIORITY NEEDS

---



**AFFORDABLE  
& ACCESSIBLE  
HOUSING**



**BASIC AND  
ECONOMIC  
NEEDS**



**SUITABLE  
LIVING  
ENVIRONMENTS**

# CONPLAN GOALS

---



**AFFORDABLE  
& ACCESSIBLE  
HOUSING**



**BASIC AND  
ECONOMIC  
NEEDS**



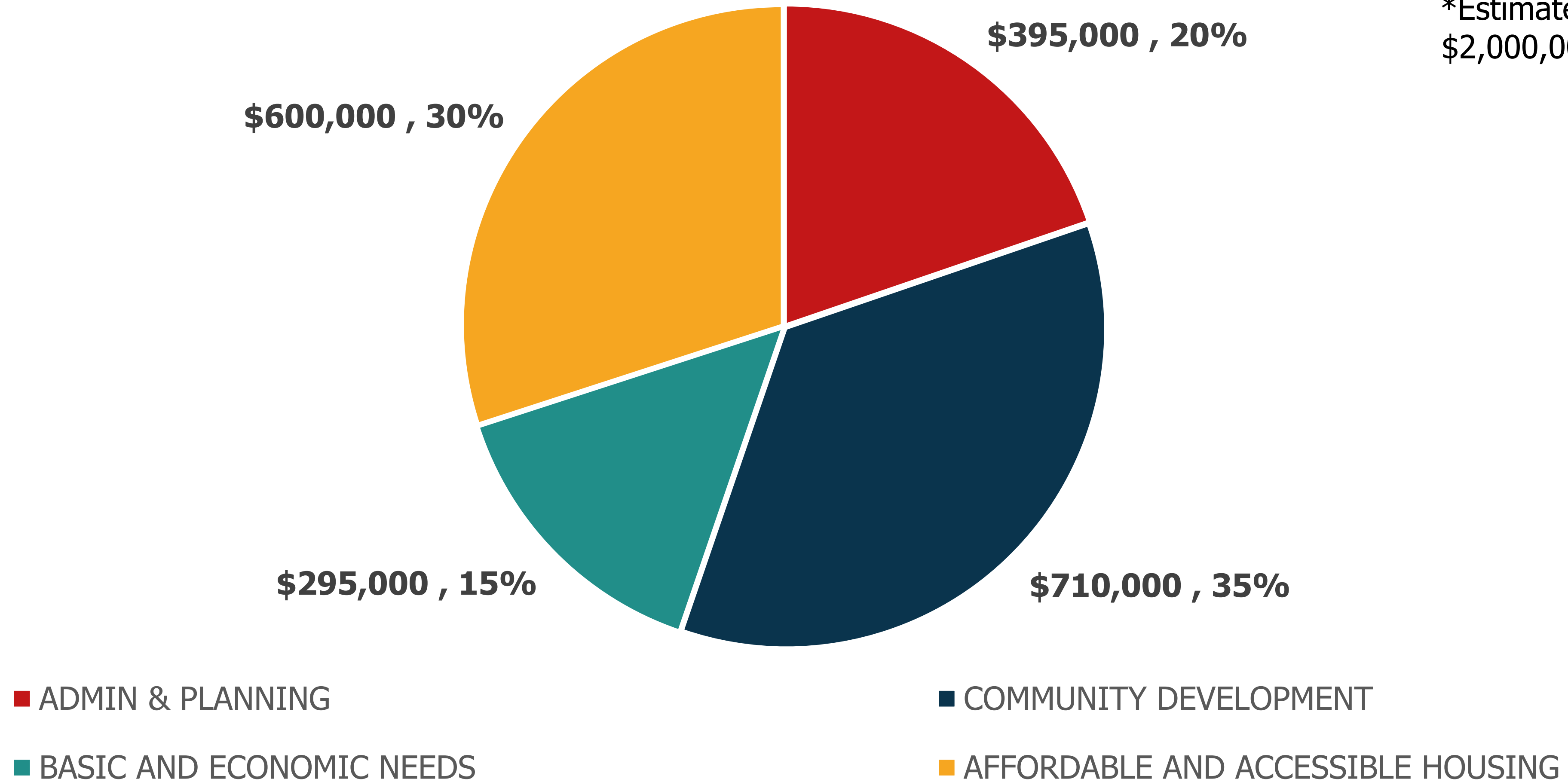
**COMMUNITY  
DEVELOPMENT**





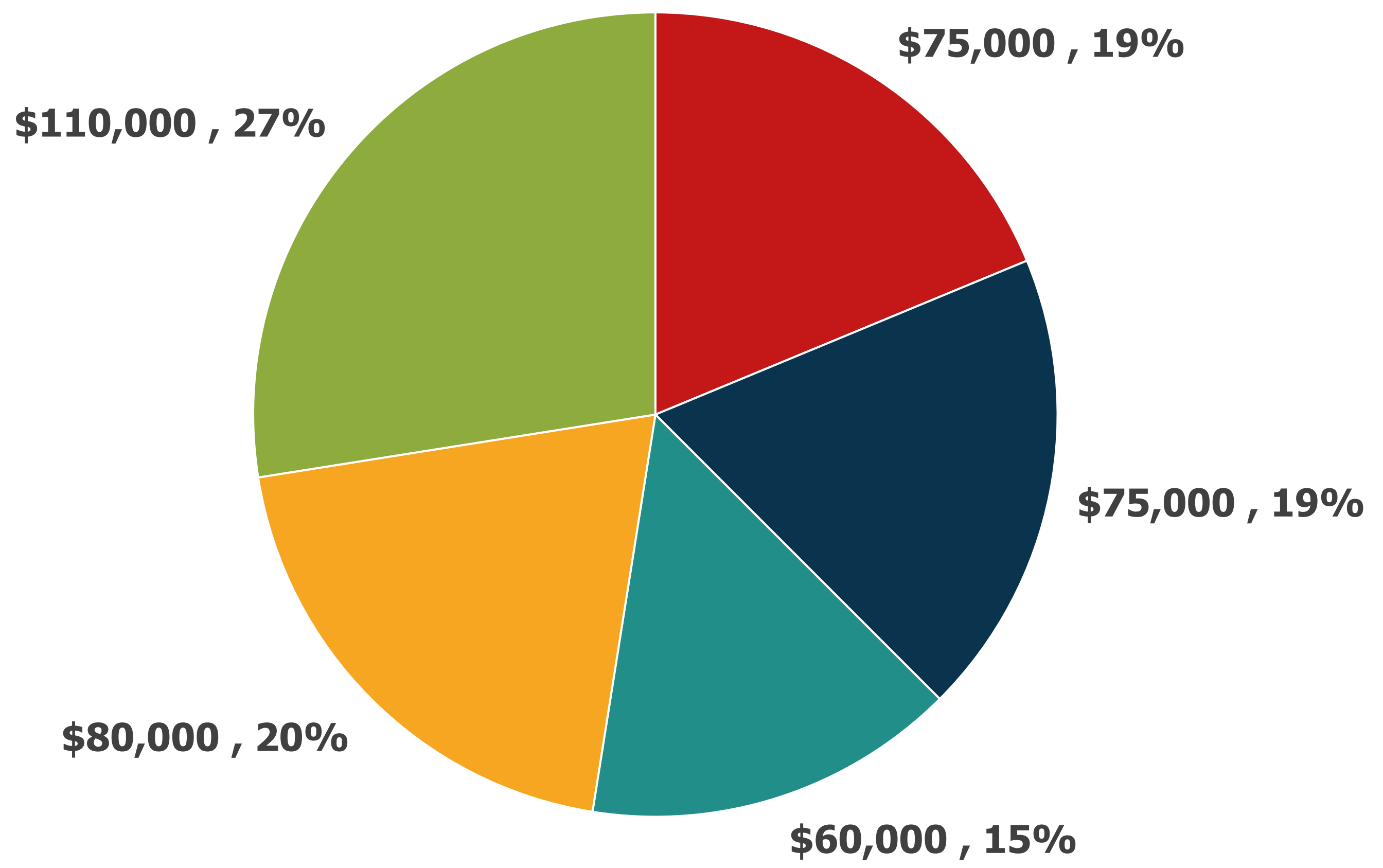
# 5-YEAR BUDGET\*

\*Estimated \$400,000 per year,  
\$2,000,000 over 5-year period





# 2024 ANNUAL BUDGET\*



\*Estimated \$400,000  
\*\*Capped funding

- ADMIN & PLANNING\*\*
- HOUSING PROJECT
- SIDEWALK PROJECT
- SHELTER PROJECT
- PUBLIC SERVICES\*\*

# Affordable & Accessible Housing

---

## ConPlan:

- 5 rental units rehabilitated
- 10 homeowner housing rehabilitated
- 1 Building demolished
- 1 Other

## 2024 Action Plan:

- 1,900 persons served through public services



# BASIC AND ECONOMIC NEEDS

---

## ConPlan:

- 5,000 persons served through public services

## 2024 Action Plan:

- 1,200 persons served through public services





# SUITABLE LIVING ENVIRONMENTS

---

## ConPlan

8,100 people served citywide through

-public infrastructure improvements (such as sidewalks)

-public facilities (including shelters)



## 2024 Action Plan

1100 people served by public infrastructure improvements



# PLEASE SHARE YOUR QUESTIONS & COMMENTS

**Lydia Caudill**  
Community Development Block Grant Coordinator  
lcaudill@wallawallawa.gov  
524-4496  
wallawallawa.gov

