



2015 IRRP Annual Progress Report

Introduction

The Infrastructure Repair and Replacement Plan (IRRP) has now completed its sixth year of construction. For those unfamiliar with the IRRP, this program was established by City Council in April 2010 to provide a systematic approach to replace the City's three failing critical infrastructure systems: water, sewer, and streets. Of the 160 miles of failing infrastructure systems in the City, there are 43 miles where the water, sewer and streets are failing in the same locations. The IRRP is focused on replacing the infrastructure in these areas. The program was funded by a six year stepped utility rate increase. This annual progress report summarizes the achievements and costs of the previous years' work.

Progress Summary (2010-2015)

Projects	Miles Completed	Miles Remaining	Average Miles Replaced Per Year
13	4.9	38.1	0.82

Infrastructure Replaced (2010-2015)

	2010	2011	2012	2013	2014	2015	TOTAL
Water Main Replaced (feet)	5,265	5,100	4,805	3,485	4,240	3,920	26,815
Sewer Main Replaced (feet)	4,970	4,920	4,004	3,519	3,300	3,057	23,770
Street Replaced (feet)	4,945	5,050	4,816	3,834	3,530	3,775	25,950
ADA Ramps Installed	55	93	26	29	8	33	244

Program Funding

- \$13,794,892 spent to date on IRRP projects (2010-2015).
- In 2015, the IRRP Program paid back its initial start up bond.

2015 Projects

In this past year, the City completed the Frankland IRRP project which included:

- White Street – from Waverly Street to Isaacs Avenue
- Bellevue Avenue – from Waverly Street to Fairmont Street
- Waverly Street – from Bellevue Avenue to Withva Street
- Withva Street – from Frankland Street to Waverly Street
- Frankland Street – from Bellevue Avenue to Blue Street

The IRRP Program also financially participated in the Rose Street Improvement Project.

The table below provides a summary of costs for the 2015 IRRP program year.

	Projected Cost	Actual Cost	Difference
Frankland IRRP	\$1,252,000	\$1,112,071	(\$139,929)
Rose Street Project	\$899,429	\$839,068	(\$60,361)

The table below lists the improvements made in 2015 with IRRP funds.

	Frankland IRRP	Rose Street Project	Total
Water Main Replaced	3,110	810*	3920
Sewer Main Replaced	2,338	719*	3057
Street Replaced	3,010	765*	3775
ADA Ramps Installed	17	16*	33

*Denotes quantities installed utilizing IRRP funds.

2015 Rose Street Project - Total quantities installed utilizing multiple funding sources: 2,401 feet of water main replaced, 2,666 feet of sewer main replaced, 4,446 feet of street replaced, and 76 ADA ramps.

2015 Quantitative Results

The 2015 IRRP projects replaced a total of 75 water services. Many of those were found to be leaking water when they were exposed during construction. During replacement of the sanitary sewer, inspection observed multiple areas of prolonged sewage leaks under the roadway. This was attributable to deteriorated pipes and joint separation. The elimination of both the water leaks and sewage exfiltration under the roadway will not only protect the roadway and soils underneath, but it will also reduce overall water loss. Along with the 3,057 linear feet of sewer main replaced, 70 sewer services were also replaced.

2016 Projects

In 2016, the IRRP Program will complete two projects that currently have utility and roadway failures associated with them.


- The Alder IRRP project has project limits that extend from Merriam Street to Roosevelt Street. Total project cost is estimated at \$3,550,000.
- The Chestnut IRRP has project limits that extend from Second Avenue to Ninth Avenue. Total project cost is estimated at \$2,065,000.

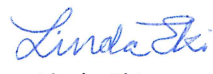
For additional information regarding these projects, please visit www.gowallawalla.us.


Citizen Oversight and Review


The IRRP Committee members have examined the City IRRP documents and found them to be in accordance with the mission of the IRRP. The IRRP Committee, City Council, and City staff would like to thank the citizens of Walla Walla for their involvement, support and contribution to revitalization of the City's infrastructure. For further information on the IRRP program, please visit us at www.wallawallawa.gov/depts/publicworks/programs.


Respectfully submitted,



Paul Wemhoener


Linda Eki


Dominick Elia


Doug Simmons



Kurt Othberg


Jim Barrow

Infrastructure Improvement Committee



Frankland Street Before



Frankland Street After