
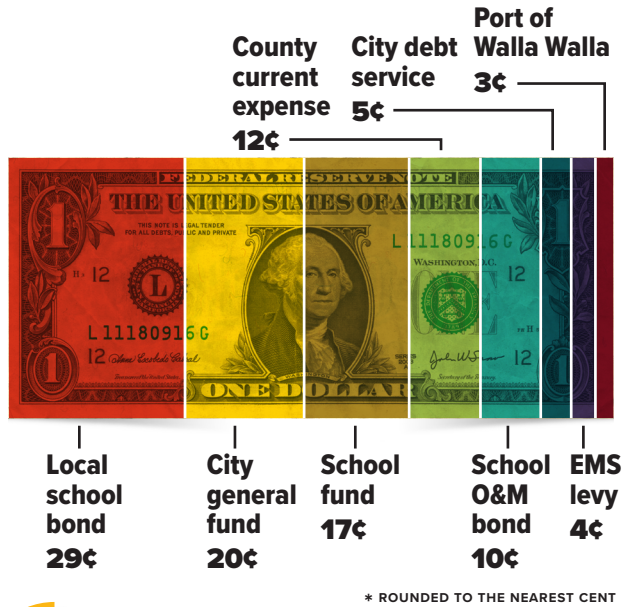


2017-2018 PROPERTY TAX FACTS

PROPERTY TAX BREAKDOWN \$12.635 PER \$1,000 OF ASSESSED HOME VALUE

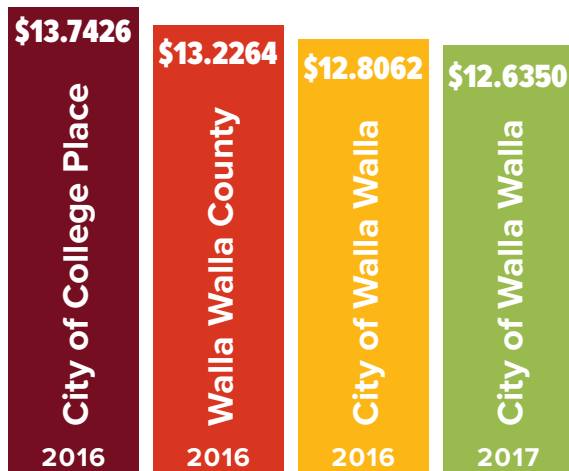


HOW EACH DOLLAR OF PROPERTY TAX IS SPENT

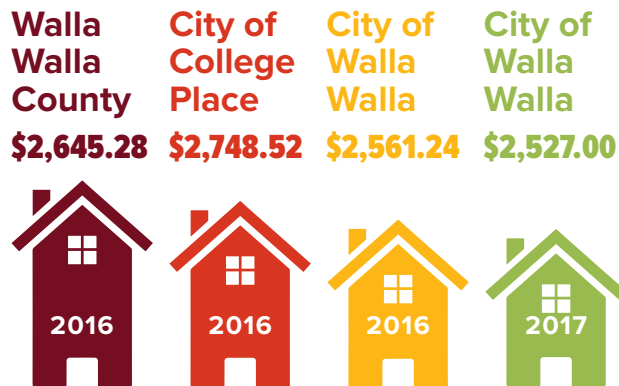


CITY TAXES ACCOUNT FOR ONLY 25¢ PER DOLLAR OF PROPERTY TAX YOU PAY

PROPERTY TAX COMPARISON PER \$1,000 OF ASSESSED HOME VALUE



PROPERTY TAX FOR A \$200,000 HOME



2017-2018 BUDGET SUMMARY

The City of Walla Walla prepares a budget plan every two years. The budget provides estimates of revenues and expenses for those two years, shows how money is distributed, and helps the City manage money. The City uses its resources to operate an economically, socially, and environmentally sustainable city.

Budgeting is a continuous process. City Council and staff members review the strategic plan and update it every evenly numbered year.

Citizen input and review of the budget is an important part of that process. The City of Walla Walla welcomes and encourages citizen input and comments. Numerous opportunities exist for public comment prior to the final budget adoption in December of even-numbered years.

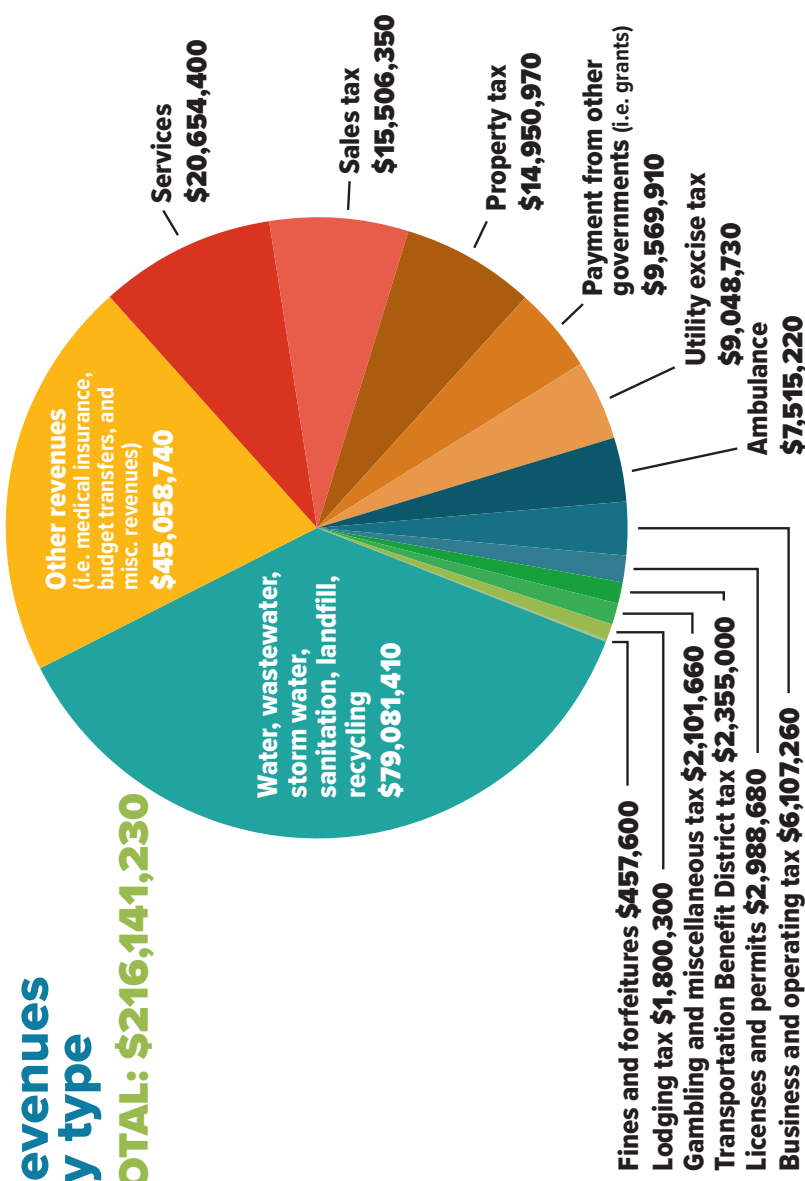
BUDGET HIGHLIGHTS

- ▲ Addition of two Police Officers to increase safety and security.
- ▲ Reconstruction of Isaacs Avenue.
- ▲ Launch of a new City website that will provide enhanced services to citizens.
- ▲ Addition of two half-time employees to provide Library services on Monday.
- ▲ Construction of a new cell at the landfill.
- ▲ Increased training for Firefighters so they can stay updated on the latest firefighting and life-saving techniques.
- ▲ Purchase of a new fire truck to replace one more than 30 years old.
- ▲ Opening of a new swimming pool and swimming programs.
- ▲ Installation of new lighting for downtown trees.

2017-2018 BUDGET | ALL FIGURES ARE FOR TWO YEARS OF FUNDING

Revenues by type

TOTAL: \$216,141,230



Expenditures by type

TOTAL: \$214,172,410

