

KEY

FLOWERING




COLUMNAR TREE





CLASS I SMALL TREES




Heights up to 25', for planting strips 3' to 5' wide. Tree marked *PL* will have application for wider planting strips located under power lines


Cherry (*Prunus*) (PL)  Available in a variety of shapes, sizes, and flowering colors. Be sure to check the hardiness rating for colder climates. Some cultivars are suitable for planting under power lines in larger planting strips. Following is a sampling of varieties.


- **Pink Flair Cherry (*Prunus sargentii* 'JFS-KW58')**   Narrow upright in shape with dark green foliage turning to orange-red in fall. 25'H X 15'W. Single pink flower in clusters.
- **Yoshino Cherry (*Prunus yedoensis*)**  Upright spreading branches, rounded crown in shape. 25'H X 25'W. Bright green glossy foliage to yellow in fall. Single, fragrant light pink to white flower.

Dogwood (*Cornus*) (PL)  Many nice cultivars of this tree. The Florida varieties (*Cornus florida*) are very popular. They are upright and spreading, eventually developing a flat top. Foliage is green turning to rosy red in fall. Flowers are shades of pink and white. 20'H X 20' W. Nice tree for wider strips under power lines. Common varieties include *Cherokee Chief* and *Cloud 9*'.

Hawthorn (*Crataegus*) (PL)  Hardy tree with dense growth habit. Flowers mostly in shades of pink and white. Most fruit is showy but persistent and not always desirable on pavement. Appropriate for larger parking strips under power lines.

- **Lavalle Hawthorn (*Crataegus lavalley*)**  Vase shaped with irregular shape. 25'H X 20'W. Foliage is green changing to bronze in fall. White flowers in clusters producing orange 5/8" fruit.
- **Paul's Scarlet Hawthorne (*Crataegus laevigata* 'Paul's Scarlet')**  Dense upright, spreading, oval in shape. 25'H X 20'W. Small deeply lobed in green leaf. Double scarlet flowering producing deep red 3/8" fruit.
- **Washington Hawthorn (*Crataegus Phaenopyrum*)**  Broadly oval to rounded in shape. 25'H X 20'W. Deep green foliage to multi color red, orange, and purple in the fall. White flowers in clusters. Bright glossy red 1/4" persistent fruit.

Hornbeam (*Carpinus*) (PL)  Native to eastern U.S.. Shape varied by cultivar. Class one cultivar would be the American Hornbeam (*Carpinus caroliniana*) which is oval in shape. Foliage is dark green changing to yellow in fall. 25'H X 20'W. Good for wider strips under power lines.

Japanese Snowbell (*Styrax japonicus*) (PL)  Broadly pyramidal in shape with dark green fine foliage turning yellow in fall. 20'H X 20'W. Small clusters of white bell shaped flowers. Nice tree for under power lines in wider planting strips.

Lilac (*Syringa reticulata*) also know as Silk tree.  Upright spreading, becoming rounded in shape with dark green foliage. 20'H X 15'W. Heavily covered with white plume-shaped flower clusters.

CLASS I Continued

SMALL TREES

Maples (*Acer*) There are a few good small varieties of maples that can be used in a parking strip setting. Especially nice for wider strips under power lines.

- **Paperbark Maple (*Acer griseum*) (PL)** Upright spreading with rounded crown in shape. Trifoliate, dark green foliage turning to red in fall. 25'H X 20'W.
- **Japanese Maple (*Acer palmatum*) (PL)** Standard small maple. Cultivars vary in height, width, shape and leaf color. Tend to be slow growing, prefer part sun to shaded areas. Better planted in wider strips under power lines. Nice cultivar is the ***Bloodgood*** which is 20'H X 20'W.

Persian Parrotia (*Parrotia persica*)  Broadly pyramidal to rounded in shape with green foliage turning yellow, orange, and red in fall. 30'H X 20'W. Flower reveals showy red stamens.

Plum (*Prunus*) The purple leafed plums are nice trees for under power lines in wider planting strips.

- **Newport Plum (*Prunus 'Newport'*)**  Upright spreading, broadly oval in shape with purple-red foliage. Light pink flower. Good in colder climates. Will volunteer some fruit.

Serviceberry (*Amelanchier*)  Good zone tolerances, prefers moist soil, can be multi-stemmed or single leader. Green Foliage changing to orange red in fall. Most have white flowers.

Snowcloud Serviceberry (*Amelanchier laevis 'Snowcloud'*) Good single leader variety. 25'H X 15'W. Produces 5/8" purplish blue fruit.

Zelkova (*City Sprite*) Most cultivars are compact to vase shaped with bright green foliage to yellow in fall. 24'H X 18'W. Nice clean tree for planting strip.

KEY

FLOWERING




COLUMNAR TREE




CLASS II MEDIUM TREES

Heights from 25' - 50', for planting strips 5' to 8' wide, without overhead power lines.

ASH (*Fraxinus*) Fairly fast growing tree. Takes heat well and tolerates various soil conditions. There are some columnar cultivars. Has compound leaf.


- **Raywood Ash (*Fraxinus oxycarpa* 'Raywood')** Oval in shape with dense crown. Green leaf to reddish purple in fall. 45'H X 30'W. Fast growing and maturing at shorter height than many ashes. Leaf texture and fine branches give this tree a delicate look.
- **Blue Ash (*Fraxinus quadrangulate*)** Broadly oval in shape with dark green foliage to yellow in fall. 40'H X 30'W. Has particularly good symmetry.
- **European Mountain Ash (*Sorbus aucuparia*)**  Upright and oval becoming rounded in shape with dark green leaves to rusty orange in fall. 35'H X 25'W. White flowers in clusters. Supports small orange-red fruit.

Beech (*Fagus*) While many beech are larger trees there are a few varieties that fit this medium range. Some columnar forms are also available. Most tend to be slow growers. Following is a sample list.

- **Dawyck Purple Beech (*Fagus sylvatica* 'Dawyck Purple')**  Columnar, fastigiated in shape habit with purple foliage. 40'H X 12'W. Tight narrow form makes this an outstanding columnar tree.
- **Tricolor Beech (*Fagus sylvatica* 'Roseo-marginata')** Oval shape. Variegated, purple leaf, with rose pink and cream colored margins. 30'H X 20'W. The foliage on this plant gives it a unique look in the landscape.

Birch (*Betula jacquemontii*) (*Jacquemonti Birch*) Upright oval shape with dark green foliage to yellow in fall. 40'H X 30'W. Nice white bark. This cultivar is said to be somewhat resistant to leaf miner.

Ginkgo (*Ginkgo biloba*) Medium growing. Broadly pyramidal in shape with medium green fan shaped leaf to yellow in fall. 40'H X 35'W. Can exceed this height under right conditions. One of common cultivars is 'Autumn Gold'.

Goldenrain Tree (*Koelreuteria paniculata*)  Rounded shape with medium green compound leaf to yellow in fall. 30'H X 30'W. Bright yellow flowers in large chain-like clusters. Blooms in midsummer.

Katsura (*Cercidiphyllum japonicum*) Upright and pyramidal in shape when young to rounding with age. 40'H X 40'W. Foliage is delicate looking bluish green to yellow orange in fall.


Linden (*Tilia*)  There are a few good varieties of Linden. Some are columnar in form. A couple of sample cultivars are listed.


- **Redmond Linden (*Tilia Americana* 'Redmond')** Pyramidal in shape with large light green foliage to yellowish in fall. 35'H X 25'W. Grows fast and develops heavy caliper.
- **Chancellor Lindon (*Tilia cordata* 'Greenspire')** Pyramidal. Symmetrical in shape with dark green foliage to yellowish in fall. 40'H X 30'W. This cultivar has become a standard among the varieties. Has strong central leader and very uniform branching.



CLASS II Continued

MEDIUM TREES

Maple (*Acer*) The red maples fit this category best. They tend to be medium in height from 20' to 40' and very hardy. Fairly fast growing to medium as they mature, and they come in a variety of fall foliage colors. There are also a few good columnar cultivars. The following is a sample list.

- **Armstrong maple (*Acer rubrum* 'Armstrong')**  Narrow, fastigiated shape with light green foliage to yellow-orange-red in fall. 45'H X 15'H. Fast growing tree with ascending branches make this a good selection for narrower spaces. 'Bowhall' is another columnar form.
- **October Glory Maple (*Acer rubrum* 'October')** Broadly oval to round shape with medium green to reddish-purple fall foliage. 40'H X 35'W. Tends to color up later in fall. 'Red Sunset' is similar but more hardy.

Oak (*Quercus Robur Fastigiata*)  Commonly called Skyrocket Oak this is a columnar form of English Oak. Narrow in shape with dark green leaves to yellow in fall. 45'H X 25'W. Very uniform in shape.

Pear (*Pyrus*)   Flowering pears are reasonable hearty and there are a few columnar cultivars. They have good fall colors and support white flowers in clusters early mid spring. The following is a sample of cultivars.

- **Aristocrat Pear (*Pyrus calleryana* 'Aristocrat')**   Pyramidal with open, spreading branches in shape with narrow glossy green foliage to deep red in fall. 40'H X 30'W. This cultivar has a more open branching habit which makes it more resistant to storm damage. Supports white flowers.
- **Capital Pear (*Pyrus calleryana* 'Capital')**   This is a good columnar form with glossy green leaves to reddish-purple in fall. 35'H X 12'W. Supports white flowers.

Yellowwood (*Cladrastis kentukea*)   Rounded shape with bright green leaves to yellow in fall. 40'H X 40'W. Flowers in late spring with long clusters of white fragrant blooms. Medium grower and performs well in urban areas.

KEY

FLOWERING



COLUMNAR TREE



CLASS III

LARGE TREES

Heights from 50' - 70', for planting strips 8' to 15' wide.

ASH (*Fraxinus*) American Ash or white ash are fairly large trees. Many of the green ash also fall into this category of large street trees. A sample of each is listed.


- **Autumn Purple Ash (*Fraxinus Americana 'Junginger'*)** Rounded in shape with green textured foliage to reddish purple in fall. 50'H X 40'W. This ash has become a standard for comparison. Nice tree.
- **Green Ash (*Fraxinus Pennsylvanica*)** More compact form of ash, dense branching with oval shape some cultivars will be larger trees. 50'H X 40'W. Green leaves to yellow in fall. Has gray brown bark. There are many nice cultivars of this tree.

Hackberry (*Celtis Occidentalis*) Broad topped in shape with ascending then arching branches. 50'H X 40'W. Foliage is light green to yellow in fall. Tolerates harsh climate well and is deeply rooted. Bark is corky and adds interest to this tree.

Linden (*Tilia*) Many varieties of linden will fall into this category. American Linden can be referred to as basswood. The following is a sample of varieties.

- **Sentry Linden (*Tilia Americana 'Sentry'*)** Pyramidal, symmetrical in shape with medium green foliage to yellow in fall. 50'H X 30'W. Nice form and hardy tree. Well branched and uniform canopy.
- **Littleleaf Linden (*Tilia Cordata*)** Broadly pyramidal in shape with medium green foliage to yellow in fall. 50'H X 35' W. There are various cultivars of this variety. Some may exceed this height.

Maple (*Acer platanoides*) (*Acer Saccharum*)  The Norway Maples and Sugar Maples are larger maples with spreading growth habit. However there are a few columnar forms. These trees come in a variety of leaf colors as well. In the right area they can become quite large. A few sample varieties are listed below.

- **Cleveland Maple (*Acer Platanoides 'Cleveland'*)** Upright oval in shape, dense with medium green foliage to yellow in fall. 50'H X 35'W. This is a good planting strip tree as it is somewhat more upright than most.
- **Crimson King Maple (*Acer Platanoides 'Crimson King'*)**  Oval when young becoming rounded in shape with deep purple foliage to maroon or reddish bronze in fall. 50'H X 40' W. Holds its color well until fall. There is also a columnar form called 'Crimson Senty' which is 25'H X 15'W.
- **Emerald Queen Maple (*Acer Platanoides 'Emerald Queen'*)** Dense, oval in shape with upright spreading branches. Foliage is deep green with reddish tint in spring to yellow in fall. 50'H X 40'W. Very popular green leafed maple.
- **Sugar Maple (*Acer Saccharum*)** Upright oval to rounded in shape with medium green foliage to orange red in fall. 50'H X 40'W. Can be somewhat slow growing.

Zelkova (*Serrata*) Most cultivars are compact to vase shaped with bright green foliage to yellow in fall. 70'H X 60'W. Nice clean tree for planting strip.






CLASS IV VERY LARGE TREES

Heights from 70' or more. For planting strips 15' wide or more without overhead powerlines.

Beech (*Fagus*) Nice large shade tree. These are some columnar cultivars. Most Beeches are flow growers. The foliage will vary in color by variety.

- **American Beech (*Fagus Grandiflora*)** Broadly oval in shape with glossy green leaves turning to golden bronze in fall. 70'H X 50'W. Bark is smooth and light gray. Has good branch structure.
- **European Beech (*Fagus Sylvatica*)** Broadly oval in shape with purplish green leaf. 70'H X 50'W. Slow growing. Has small seed pod. There are various cultivars of this variety some weeping and some columnar. Bark is smooth and light gray. 'Asplenifolia' or fern leaf Beech has fine leaf.

Linden (*Tilia*)  The larger varieties of this tree tend to be dense with compact crowns. They bear small fragrant flowers that are white to cream in color. They tend to grow at moderate rate. There are some columnar varieties available. Listed are a couple of common varieties.

- **American Linden (*Tilia Americana*)**  Sometimes known as Basswood. Broadly pyramidal in shape with dense crown. Foliage is medium green and almost heart shaped turning yellow in fall. 70'H X 40'W. Loose cluster of fragrant cream colored flowers in early summer.
- **Silver Linden (*Tilia Tomentosa*)**  Dense growth with erect branching, rounded crown in shape. 70'H X 50'W. Foliage is semi-heart shaped dark green on top and gray below. Has cream colored flowers in loose clusters in mid summer. Provides heavy shade.


Oak (*Quercus*) Many varieties of mostly large shade trees. Will form acorns that drop in fall. Most varieties are fast growing at first then slowing to moderate. The following is sample listing of the larger trees.

- **Scarlet Oak (*Quercus Coccinea*)** Upright spreading, open broadly oval in shape with dark green foliage turning to reddish to brown. 70'H X 50'W. This variety shows the brightest fall foliage.
- **English Oak (*Quercus Robur*)** Broad, rounded in shape with open headed crown. Foliage is green turning to yellow brown in fall. 70'H X 50'W. Larger sturdy tree. Adaptable to various soil types.
- **Bur Oak (*Quercus Macrocarpa*)** Broadly oval, irregular and open in shape with dark green foliage to yellow brown in fall. 70'H X 50'W. Large native type Oak with thick trunk. Dow well in alkaline soils.

Plane Tree (*Platanus Acerfolia*) The American Sycamore is also in this genus. Broad spreading, and rounded in shape with large green Maple like leaves to yellowish to brown in fall. 80'H X 50'W. Nice large tree with strong branching habit. Best known by the ball like seed clusters that are persistent.

CLASS IV Continued

VERY LARGE TREES

Tulip (*Liriodendron Tulipifera*)  Oval in shape with medium green leaves turning to yellow in fall. 70'H X 40'W. Large cream colored tulip shaped flower in early summer. Fairly fast growing.

Zelkova (*Zelkova Serrata*) Upright vase shaped in growth habit with dark green leaf to multicolored in red. 70'H X 60'W. Fast growing at first, slowing to medium. Some have used this tree as a substitute for Elm.